






2021 Federal Tax Tables are Available

The IRS has released the '2021 Circular E' which provides Employers guidance on withholding Federal Taxes for earnings earned in Calendar Year 2021. You can view them by [clicking here](#) .

You can review our entire Calendar Year End procedures by [clicking here](#)  or view a Webinar regarding the procedures on YouTube by [clicking here](#) .

Prior to issuing a paycheck dated in 2021, you should download and use these new tax tables. You can use the new tables by running 'Payroll' at the LOCiS 7 main menu and selecting 'Calendar Year 2021'. The tables will auto-download and will then be used during your check calculations. You will receive this message when the download is successful.



Click close after you see that the tax tables were downloaded successfully, the program will then run through a quick verification process.

If you run "PIT" at the LOCiS main menu and view your federal taxes, the new tax tables should look like this...

2021 Percentage Method Tables for Automated Payroll Systems

STANDARD Withholding Rate Schedules (Use these if the Form W-4 is from 2019 or earlier, or if the Form W-4 is from 2020 or later and the box in Step 2 of Form W-4 is NOT checked)					Form W-4, Step 2, Checkbox, Withholding Rate Schedules (Use these if the Form W-4 is from 2020 or later and the box in Step 2 of Form W-4 IS checked)				
If the Adjusted Annual Wage Amount (line 2a) is:		The tentative amount to withhold is:	Plus this percentage—	of the amount that the Adjusted Annual Wage exceeds—	If the Adjusted Annual Wage Amount (line 2a) is:		The tentative amount to withhold is:	Plus this percentage—	of the amount that the Adjusted Annual Wage exceeds—
At least—	But less than—				At least—	But less than—			
A	B	C	D	E	A	B	C	D	E
Married Filing Jointly					Married Filing Jointly				
\$0	\$12,200	\$0.00	0%	\$0	\$0	\$12,550	\$0.00	0%	\$0
\$12,200	\$32,100	\$0.00	10%	\$12,200	\$12,550	\$22,500	\$0.00	10%	\$12,550
\$32,100	\$93,250	\$1,990.00	12%	\$32,100	\$22,500	\$53,075	\$995.00	12%	\$22,500
\$93,250	\$184,950	\$9,328.00	22%	\$93,250	\$53,075	\$98,925	\$4,664.00	22%	\$53,075
\$184,950	\$342,050	\$29,502.00	24%	\$184,950	\$98,925	\$177,475	\$14,751.00	24%	\$98,925
\$342,050	\$431,050	\$67,206.00	32%	\$342,050	\$177,475	\$221,975	\$33,603.00	32%	\$177,475
\$431,050	\$640,500	\$95,686.00	35%	\$431,050	\$221,975	\$326,700	\$47,843.00	35%	\$221,975
\$640,500		\$168,993.50	37%	\$640,500	\$326,700		\$84,496.75	37%	\$326,700
Single or Married Filing Separately					Single or Married Filing Separately				
\$0	\$3,950	\$0.00	0%	\$0	\$0	\$6,275	\$0.00	0%	\$0
\$3,950	\$13,900	\$0.00	10%	\$3,950	\$6,275	\$11,250	\$0.00	10%	\$6,275
\$13,900	\$44,475	\$995.00	12%	\$13,900	\$11,250	\$26,538	\$497.50	12%	\$11,250
\$44,475	\$90,325	\$4,664.00	22%	\$44,475	\$26,538	\$49,463	\$2,332.00	22%	\$26,538
\$90,325	\$168,875	\$14,751.00	24%	\$90,325	\$49,463	\$88,738	\$7,375.50	24%	\$49,463
\$168,875	\$213,375	\$33,603.00	32%	\$168,875	\$88,738	\$110,988	\$16,801.50	32%	\$88,738
\$213,375	\$527,550	\$47,843.00	35%	\$213,375	\$110,988	\$268,075	\$23,921.50	35%	\$110,988
\$527,550		\$157,804.25	37%	\$527,550	\$268,075		\$78,902.13	37%	\$268,075
Head of Household					Head of Household				
\$0	\$10,200	\$0.00	0%	\$0	\$0	\$9,400	\$0.00	0%	\$0
\$10,200	\$24,400	\$0.00	10%	\$10,200	\$9,400	\$16,500	\$0.00	10%	\$9,400
\$24,400	\$64,400	\$1,420.00	12%	\$24,400	\$16,500	\$36,500	\$710.00	12%	\$16,500
\$64,400	\$96,550	\$6,220.00	22%	\$64,400	\$36,500	\$52,575	\$3,110.00	22%	\$36,500
\$96,550	\$175,100	\$13,293.00	24%	\$96,550	\$52,575	\$91,850	\$6,646.50	24%	\$52,575
\$175,100	\$219,600	\$32,145.00	32%	\$175,100	\$91,850	\$114,100	\$16,072.50	32%	\$91,850
\$219,600	\$533,800	\$46,385.00	35%	\$219,600	\$114,100	\$271,200	\$23,192.50	35%	\$114,100
\$533,800		\$156,355.00	37%	\$533,800	\$271,200		\$78,177.50	37%	\$271,200

Thank you,

LOCiS Marketing Team